

COMBINATION LOCK

OPEN COMBINATION LOCK, OPTION 1

The lock has blocked

- 1 To open the lock, the case should be placed upright, so that you can see the lock from above. Now press with a little force with the ball of your hand at the height of the Domestickers on the lid until the case opens.



- 2 Now you need to realign the hooks and carefully adjust them to the lock. Then the lock can be used again as before.




OPEN COMBINATION LOCK, OPTION 2

The code has moved

- 1 To open the combination lock, the case should be placed upright, so that you can see the domsticker from above.



- 2 The 3 number rollers are mounted on a small shaft.



- 3 The shaft has a small deepening at one position.




- 4 To reach this shaft you have to move to the left of the number roll vertically into the space between the lock cover and the number roll (with a thin, hard tool or pin).



- 5** Now you move the number wheel step by step one number further. At one of the 10 possible number positions the tool can be inserted approx. 1 mm deeper than before. This is the decisive position. When you found this position of deepening, then turn the number wheel for exactly 5 further positions (e.g. from 1 to 6). Repeat this procedure for the other two number wheels. Then the lock can be opened.



- 6** You can now set a new code by sliding the small adjusting pin on the back of the lock into position A.




When you have set the new code, slide the Set pin back to position B. The new numeric code is set now.

OPEN COMBINATION LOCK, OPTION 3 if option 1 and option 2 do not work

- 1** Break open the lock plate. Bend the two metal plates in which the shaft is mounted to the side so that you can take out the shaft. Then the lid can be opened.



- 2** Now unscrew the old combination lock and insert your new combination lock and fix it with the screws. Now check whether the hooks run properly into the locks.



- 3** Now put back the lock cover together with the handle and screw it tight from the inside.



- 4** Now you can set your numerical code on the combination lock as usual and lock your tool.case securely again.



Same procedure for the TSA lock.



All information is subject to typographical errors.

For orders or inquiries please contact us at:

B&W International GmbH

Fon +49 54 51 / 89 46-0

Fax +49 54 51 / 89 46-444

info@b-w-international.com | www.b-w-international.com